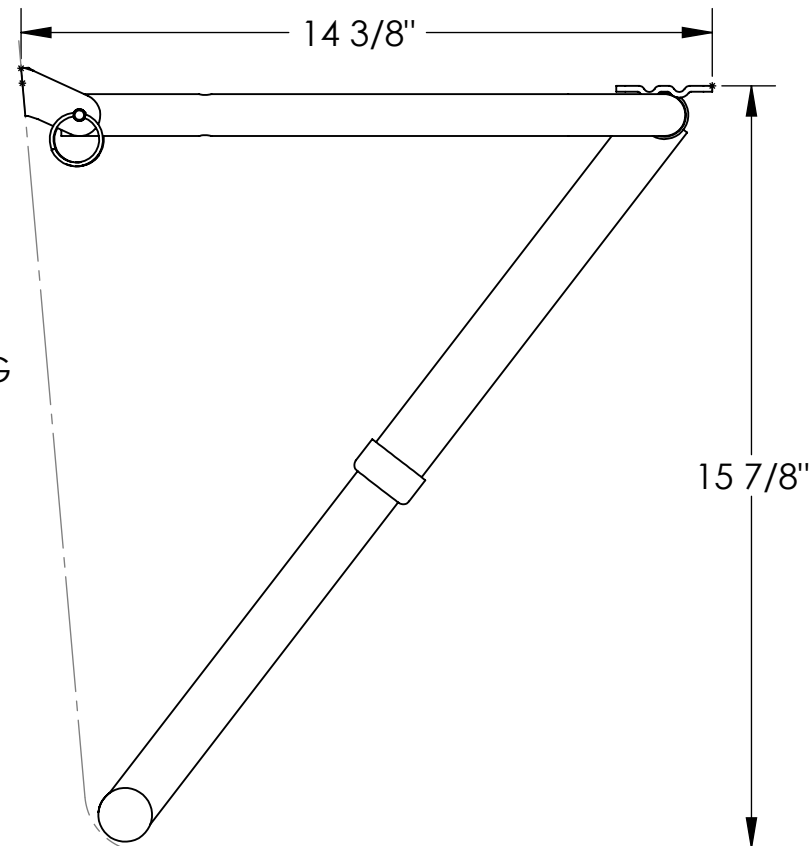
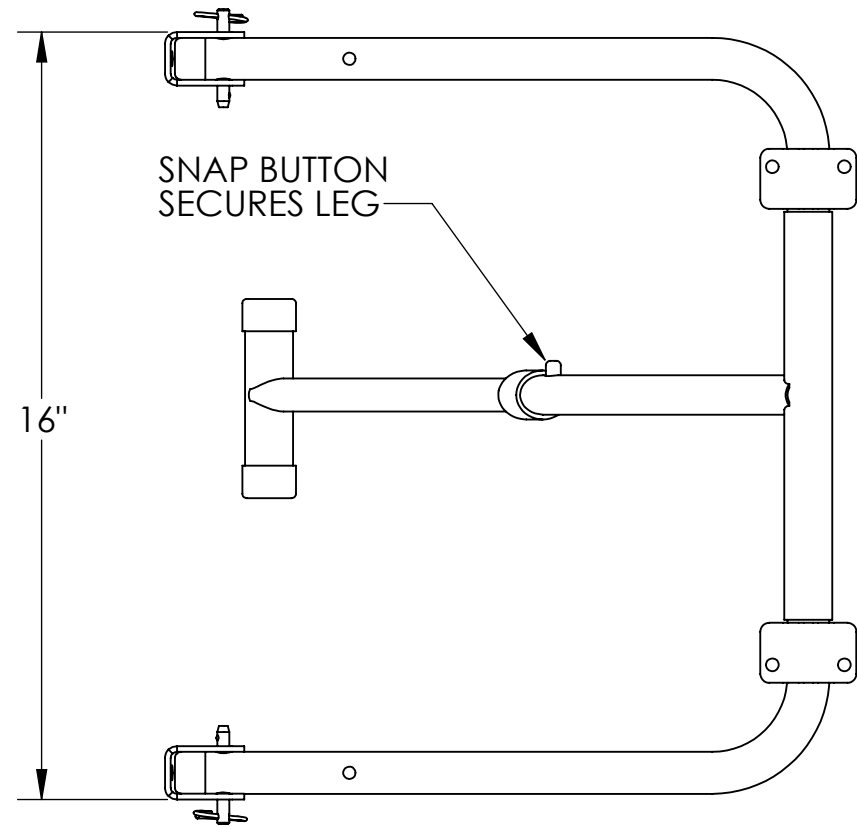
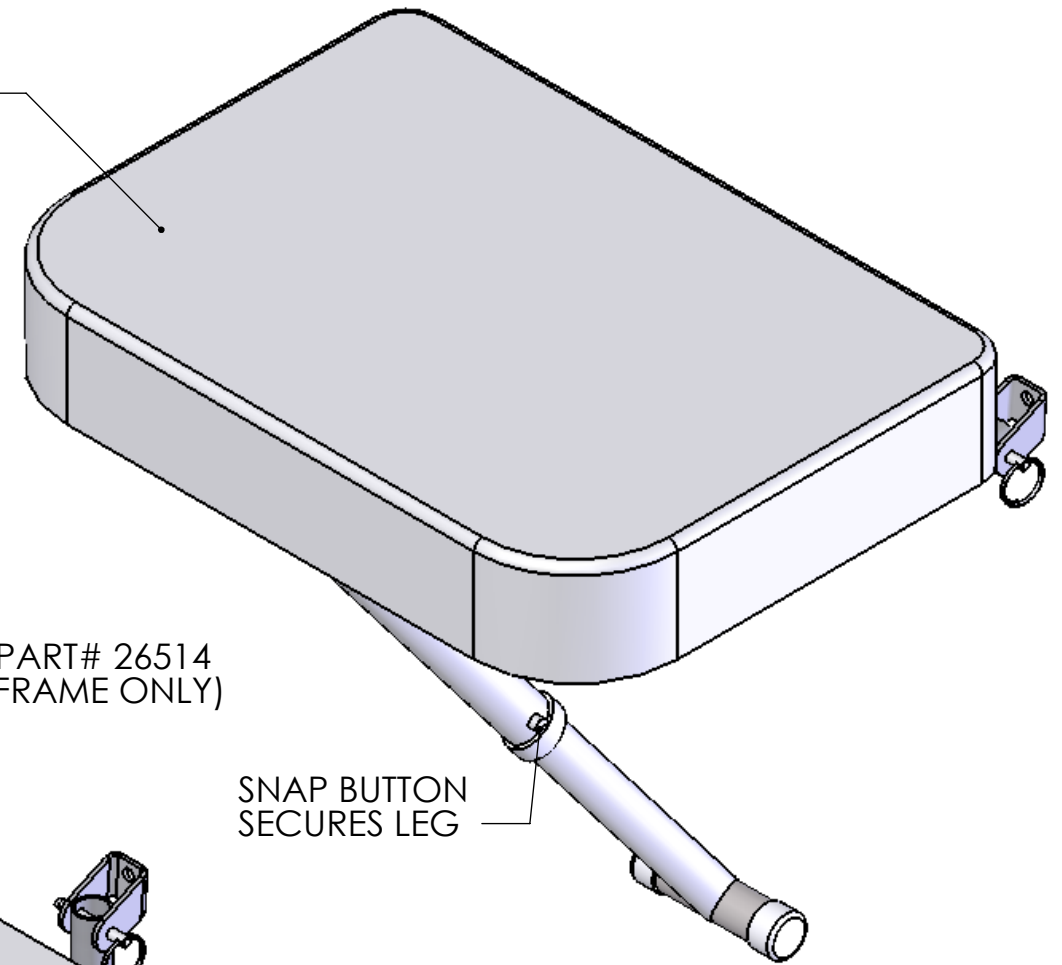


8 7 6 5 4 3 2 1



PART# 26514-CU  
(FRAME W/CUSHIONS)



CUSHION  
13"D x 18"W

REF. LINES SHOWING SIDE WALL & DECK RELATIVE TO MOUNTING

**NOTE:**  
ALL DIMENSIONS ARE FOR REFERENCE ONLY

**UNLESS OTHERWISE SPECIFIED:**  
DIMENSIONS ARE IN INCHES  
TOLERANCES:  
FRACTIONAL:  $\pm 1/64"$   
ANGULAR: MACH  $\pm 1$  Deg.  
BEND  $\pm 1$  Deg.  
TWO PLACE DECIMAL  $\pm .03"$   
THREE PLACE DECIMAL  $\pm .015"$   
**PROPRIETARY AND CONFIDENTIAL**  
THE INFORMATION CONTAINED IN THIS DRAWING IS THE SOLE PROPERTY OF G.G. SCHMITT & SONS. ANY REPRODUCTION IN PART OR AS A WHOLE WITHOUT THE WRITTEN PERMISSION OF G.G. SCHMITT & SONS IS PROHIBITED.  
DO NOT SCALE DRAWING

2821 Old Tree Drive Lancaster, PA 17603 717-394-3701		7230 15th Street East Sarasota, FL 34243 941-360-1967	
<b>G.G. Schmitt &amp; Sons</b>			
TITLE: <b>JUMP SEAT W/SINGLE LEG</b>			
DRAWN BY: <b>GAT</b>		APR BY:	REV: <b>0</b>
SIZE <b>B</b>	DWG. NO. <b>26514</b>	CUSTOMER NO. <b>TBA</b>	
SCALE: NTS		DATE: 5/24/2009	SHEET 1 OF 1

8 7 6 5 4 3 2 1